

QUICK AND EASY PHONE LINE CONNECTIONS FOR SIMON PANELS


Have you ever thought about a different way to connect the phone line to a SIMON? The standard RJ-31-X jack and cord can sometimes be bulky, and when neatness counts, here is a way to conceal your phone line connection, keeping everything inside of the panel.



Phone and AC wires




BW-8 adapter (49-506)



Connect and plug it in

Better Way Products, an approved vendor to GE, manufactures a line of Splice-Free Connectors that make it much easier to connect your panel for proper line seizure. The BW-8 shown above simply gives you a way to bring seized dial tone to your panel without using a traditional jack and double ended cord. The GE part number is 49-506. They also offer two different styles of interface adapters that enable you to make a positive line seizure without disturbing the existing phone wiring inside of the customer's network interface. Here is a typical example:



The BW-1 (49-504) is shown above, installed in a typical network interface. The idea is simple. Instead of removing all of the existing wiring and making a splice in order to obtain line seizure, you simply run a 4 conductor wire to the interface, and all you have to do is connect it to the terminals on the BW-1 connector, which are clearly marked, then plug it in as shown. The male side of the BW-1 connects to the interface module, and brings dial tone into your panel. The female side of the BW-1 provides the return path for the dial tone, and when you plug the little jumper into it, the house phones are fed with seized dial tone. NO SPLICING REQUIRED!


QUICK AND EASY PHONE LINE CONNECTIONS FOR SIMON PANELS

Continued...

Here are the advantages:

1. There is no need to disturb the customer's old, brittle wiring.
2. Splices requiring crimps, chicklets, wire nuts, or tape are not necessary
3. If the phone company or the homeowner needs to test the line, they can simply remove the plug, and plug in a phone. You are completely out of the circuit and can't be blamed for their phone problem.
4. This eliminates a nuisance service call and keeps your customers happy
5. Training time for new installers and technicians is drastically reduced.

The BW-3 (49-505) provides the same function for the "new style" interface that is being used in some parts of the country on new construction. Here is an example:



Some newer style interfaces do not have the built in male plug. The cover has been removed for these photos. After plugging in the BW-3, you loosen the screw terminals, and slide the spade lugs in and retighten the screws. Again, no splicing, and a clean professional connection.



BW-1 (GE 49-504)

BW-3 (GE 49-505)

BW-8 (49-506)

These parts are in stock, and available for immediate shipment.

Better Way Products is available to answer your technical questions at 1-888-906-2669
Or email them at info@bwconnector.com

More detailed information can be viewed at www.lineseizure.com